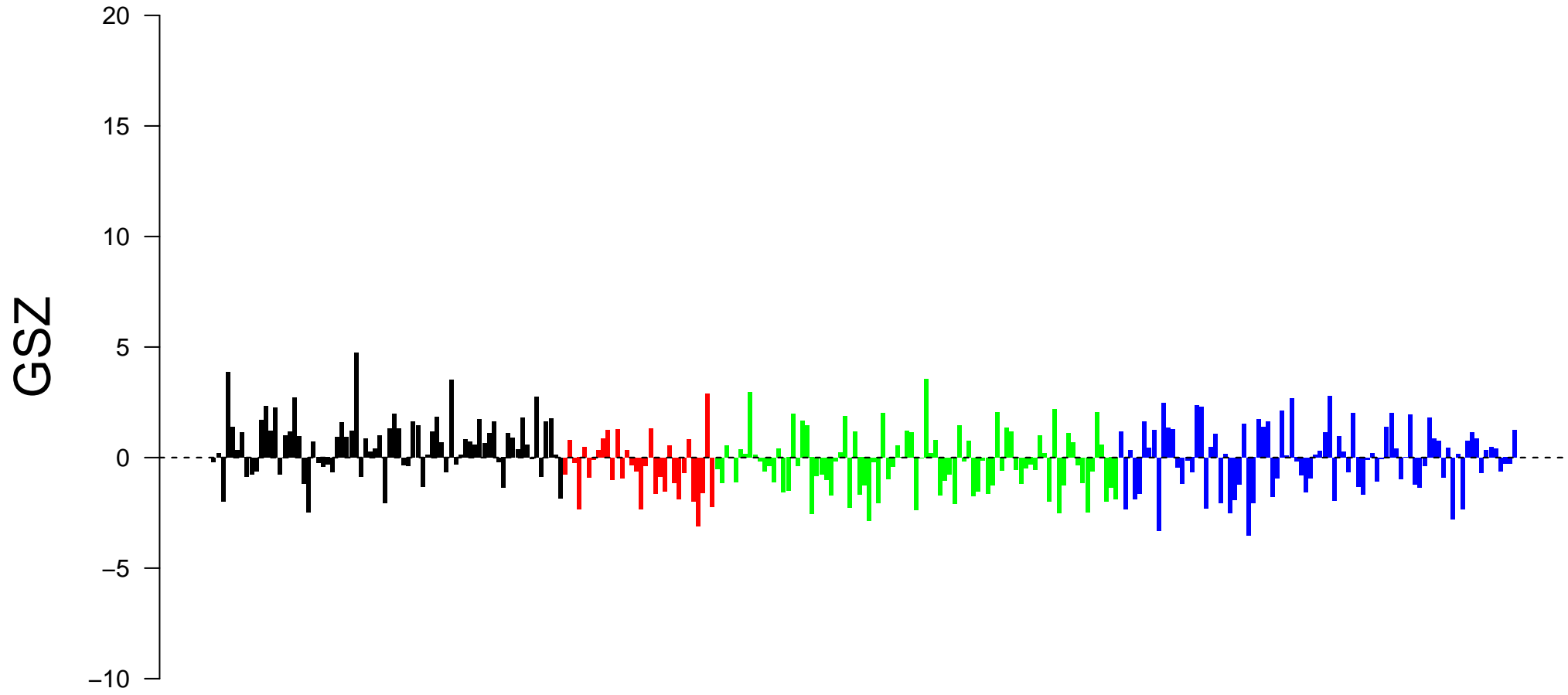
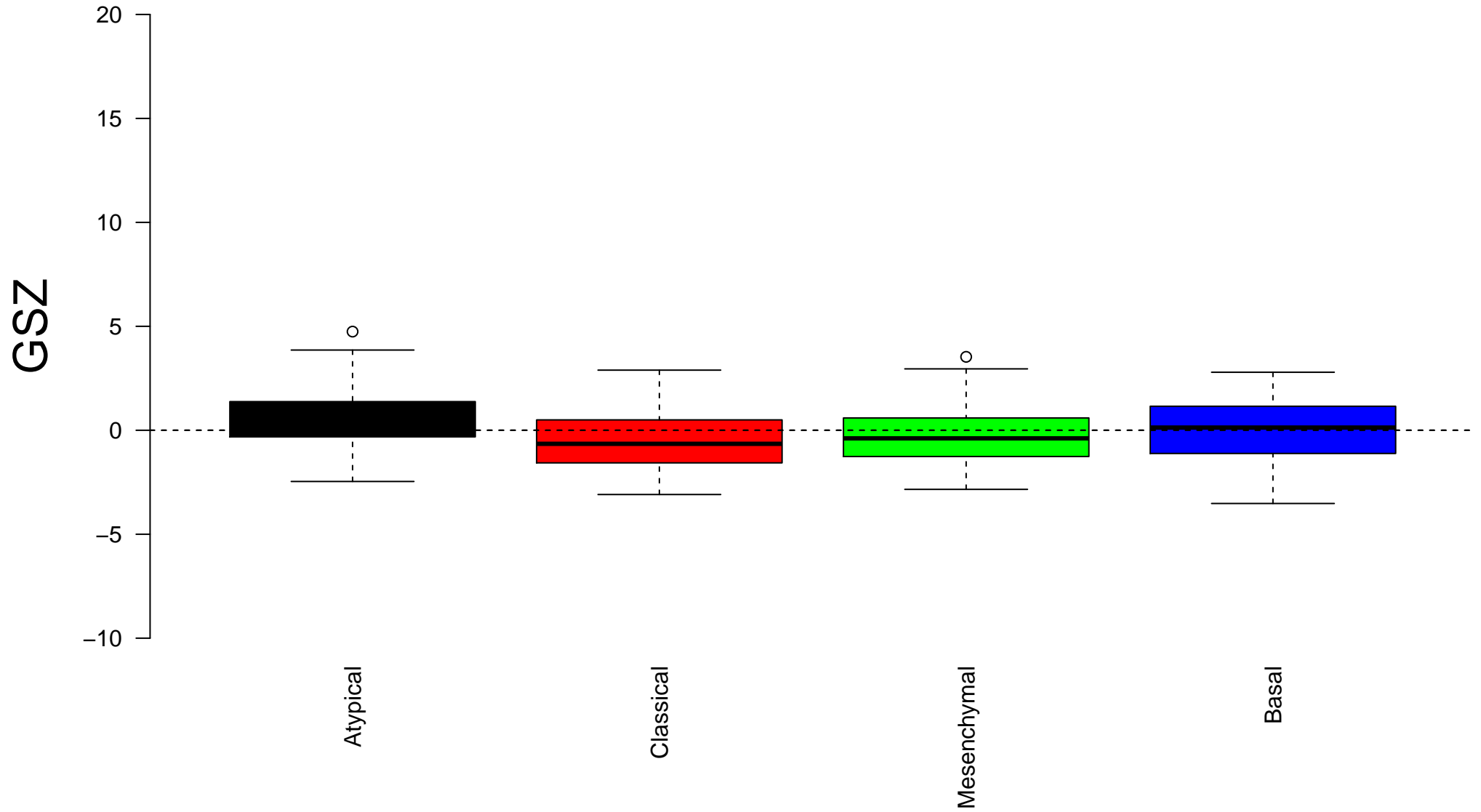


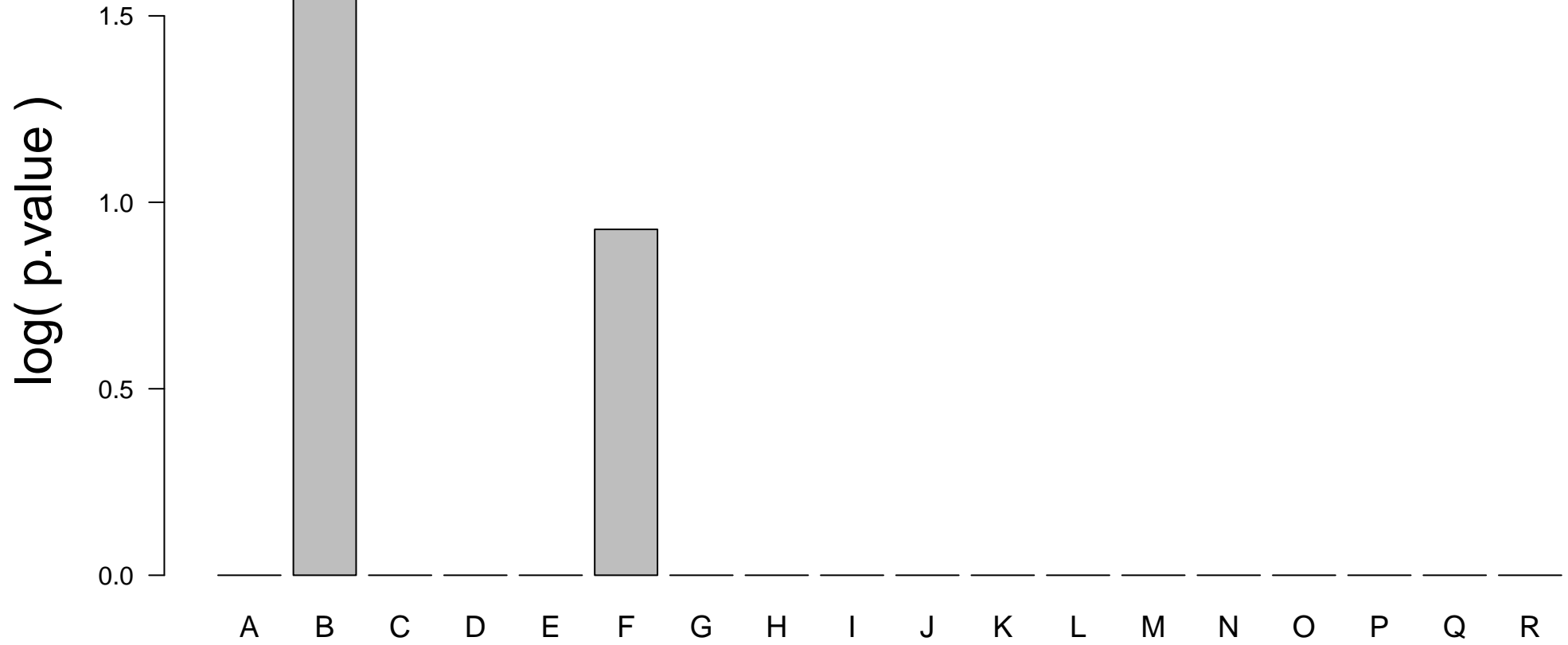
AMUNDSON_DNA_DAMAGE_RESPONSE_TP53



AMUNDSON_DNA_DAMAGE_RESPONSE_TP53



Enrichment in spots: AMUNDSON_DNA_DAMAGE_RESPONSE_TP53



Expression of AMUNDSON_DNA_DAMAGE_RESPONSE_TP53 in Spot A

Δe

1.5

1.0

0.5

0.0

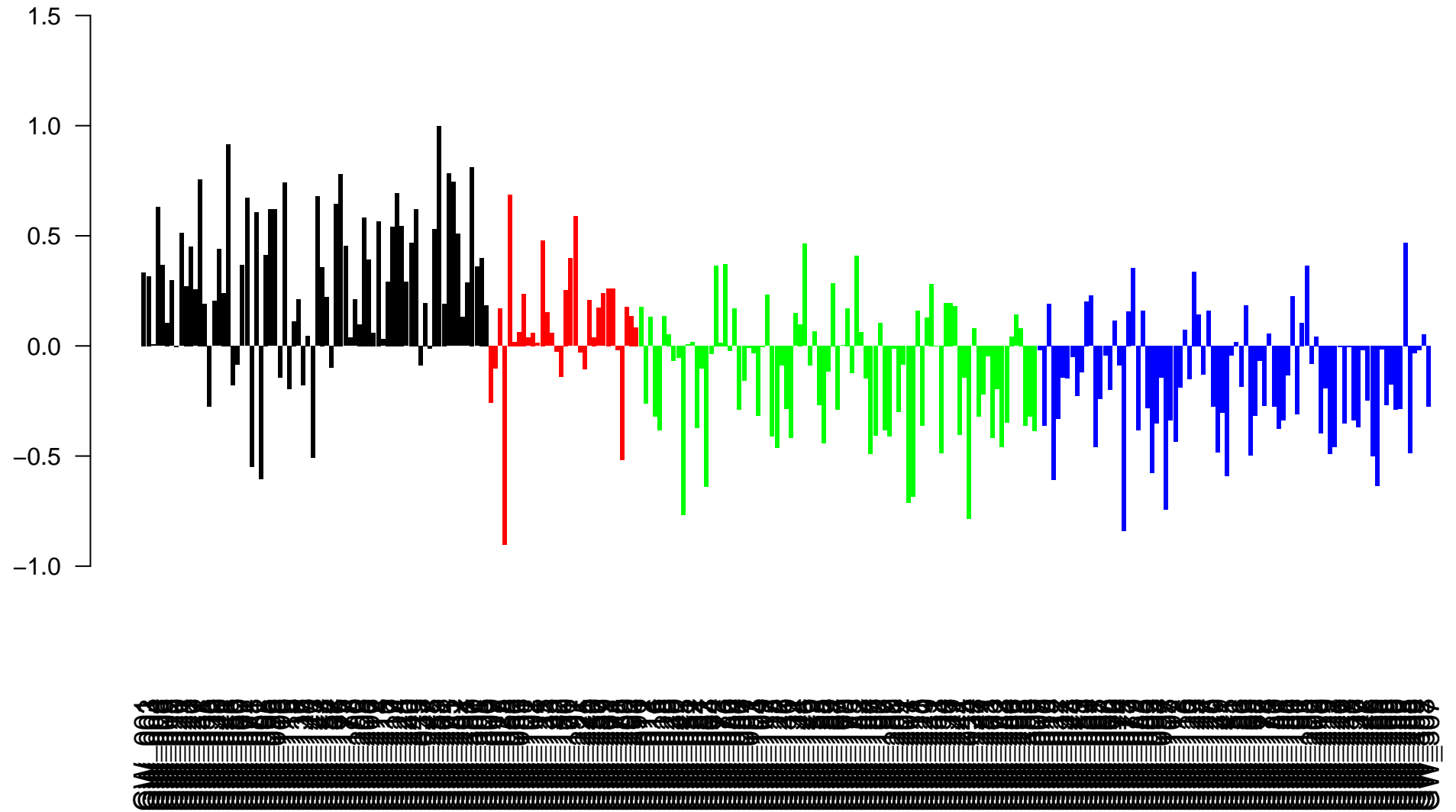
-0.5

-1.0



Expression of AMUNDSON_DNA_DAMAGE_RESPONSE_TP53 in Spot B

Δe



Expression of AMUNDSON_DNA_DAMAGE_RESPONSE_TP53 in Spot C

Δe

1.5

1.0

0.5

0.0

-0.5

-1.0



Expression of AMUNDSON_DNA_DAMAGE_RESPONSE_TP53 in Spot D

Δe

1.5

1.0

0.5

0.0

-0.5

-1.0



Expression of AMUNDSON_DNA_DAMAGE_RESPONSE_TP53 in Spot E

Δe

1.5

1.0

0.5

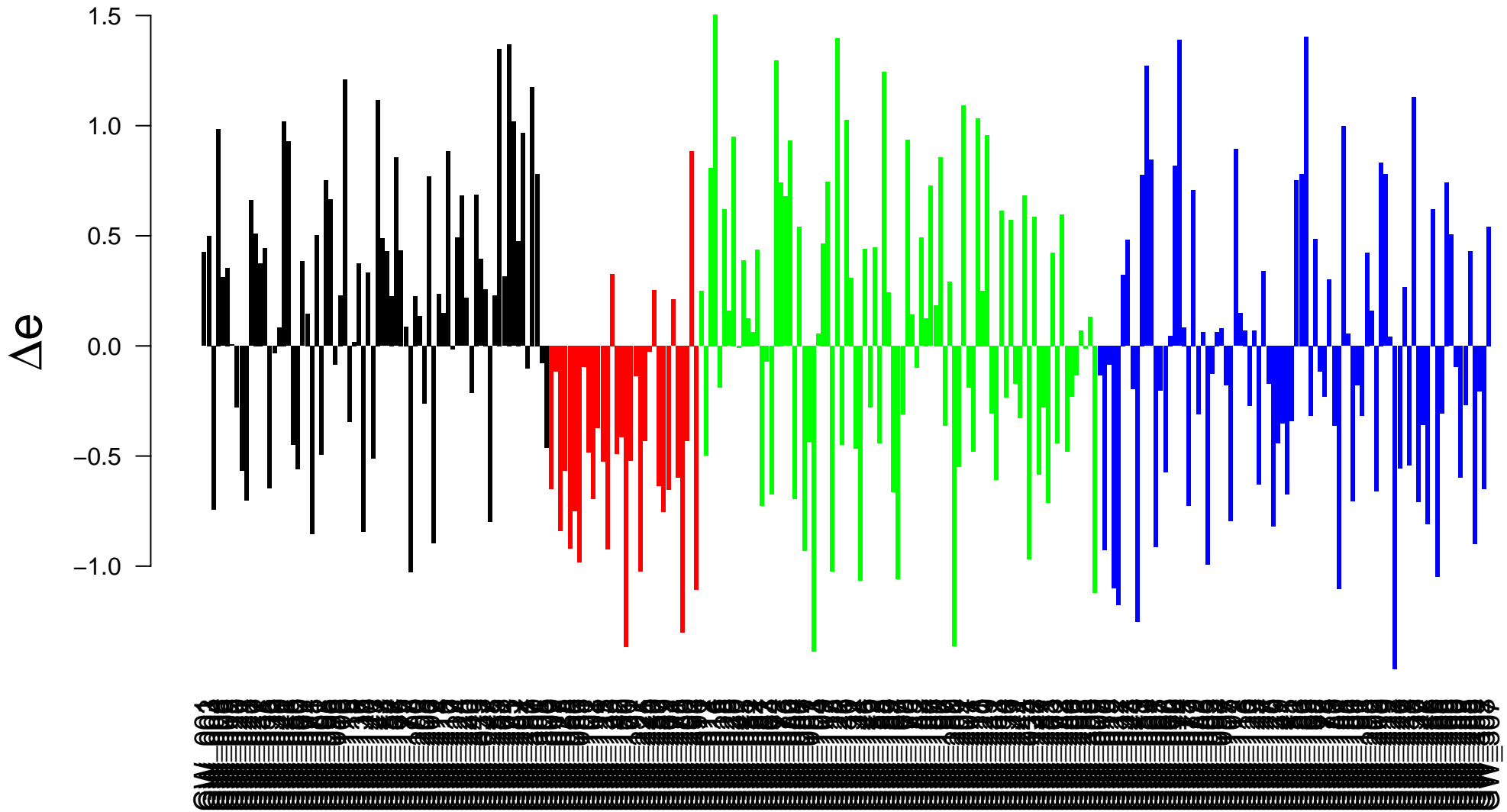
0.0

-0.5

-1.0



Expression of AMUNDSON_DNA_DAMAGE_RESPONSE_TP53 in Spot F



Expression of AMUNDSON_DNA_DAMAGE_RESPONSE_TP53 in Spot G

Δe

1.5

1.0

0.5


0.0

-0.5

-1.0



Expression of AMUNDSON_DNA_DAMAGE_RESPONSE_TP53 in Spot H



Expression of AMUNDSON_DNA_DAMAGE_RESPONSE_TP53 in Spot I

Δe

1.5

1.0

0.5

0.0

-0.5

-1.0



Expression of AMUNDSON_DNA_DAMAGE_RESPONSE_TP53 in Spot J

Δe

1.5

1.0

0.5


0.0

-0.5


-1.0



Expression of AMUNDSON_DNA_DAMAGE_RESPONSE_TP53 in Spot K



Expression of AMUNDSON_DNA_DAMAGE_RESPONSE_TP53 in Spot L



Expression of AMUNDSON_DNA_DAMAGE_RESPONSE_TP53 in Spot M

Δe

1.5

1.0

0.5


0.0

-0.5


-1.0




Expression of AMUNDSON_DNA_DAMAGE_RESPONSE_TP53 in Spot N



Expression of AMUNDSON_DNA_DAMAGE_RESPONSE_TP53 in Spot O



Expression of AMUNDSON_DNA_DAMAGE_RESPONSE_TP53 in Spot P



Expression of AMUNDSON_DNA_DAMAGE_RESPONSE_TP53 in Spot Q

Δe

1.5

1.0

0.5

0.0

-0.5

-1.0



Expression of AMUNDSON_DNA_DAMAGE_RESPONSE_TP53 in Spot R

